

Created on the 30th of April 2020

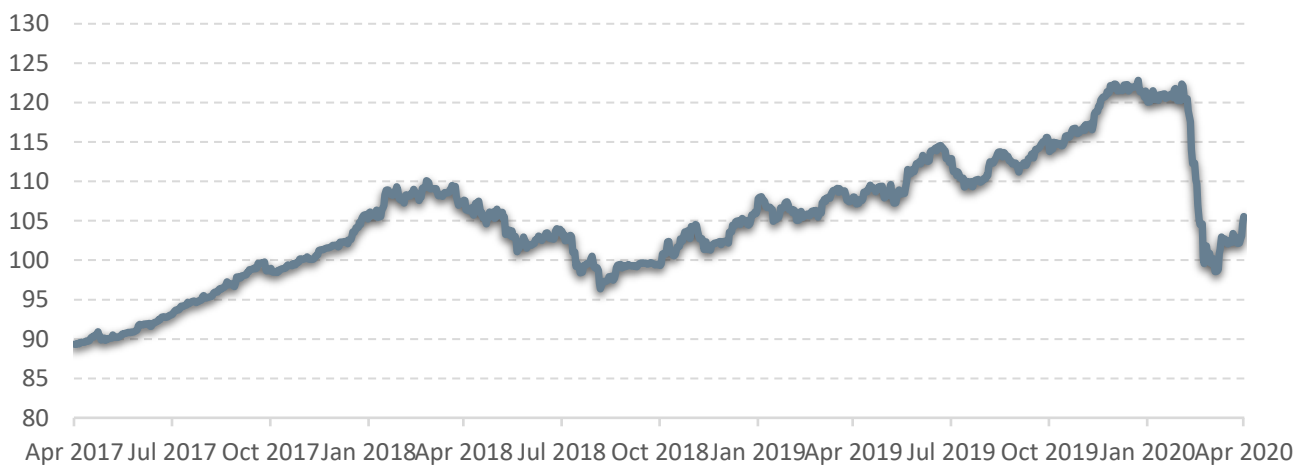
## XINT Pan-Africa LC T-Bond 7-10 USD MV Index

USD

The XINT Pan-Africa LC T-Bond 7-10 USD MV Index is part of the XINT African Fixed Income Index Family. The composite index tracks the performance of local currency sovereign bonds from Africa and is expressed in USD. To be included African countries must further rank among the most accessible African sovereign debt markets according to the annual African Country Ranking established by Index Intelligence. The country sub-indices comprising the index are market cap. weighted. The total return index is calculated on a daily basis.

### Index Performance - Total Net Returns

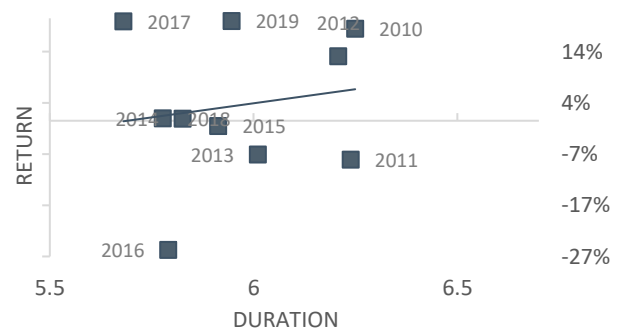
USD



### Index Fundamentals

Numer of Constituents	60
Avg. Modified Duration	5.49
Avg. Redemption Yield (%)	9.50
Avg. Time to-Maturity (years)	8.44
Avg. coupon (%)	10.22
Avg. Age (years)	9.50
Nominal Amount (USD)	48,785,612,580

### Return/Duration



### Index Risk and Return Characteristics

	Net Returns		Risk		
	(%)	ann. (%)	STD DEV(%)	ann. STD DEV (%)	Maximum Drawdown (%)
3M	-12.364	-49.456	0.875	13.89	Since Inception -32.604
6M	-8.301	-16.602	0.67	10.636	
12M	-2.298	-2.298	0.54	8.572	
YTD	-13.751	-36.23	0.778	12.35	

## Index Details

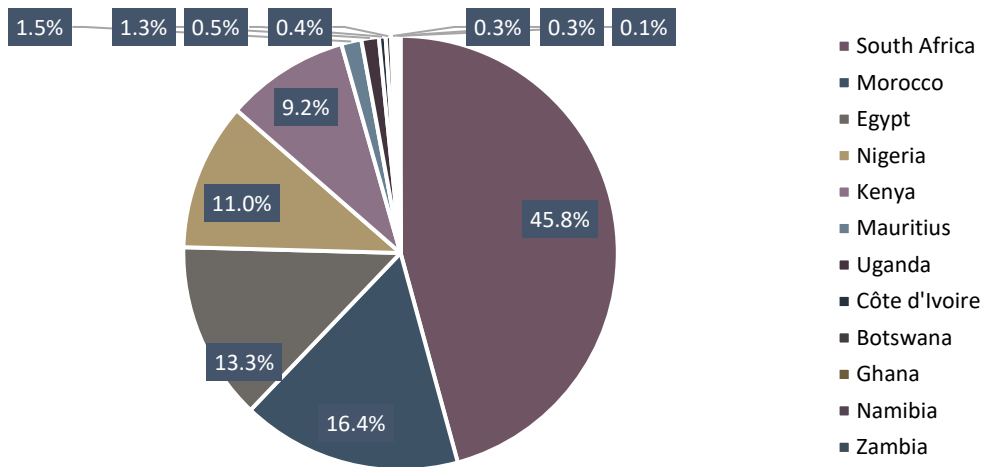
<b>Base date</b>	31st of December 2009 with an Index Level of 100
<b>Currency</b>	United States Dollar (USD)
<b>Index Type</b>	Total return index
<b>Weighting</b>	The constituent country sub-indices are market cap. weighted.
<b>Rebalancing</b>	At the close of business on the last day of every calendar month
<b>Pricing Sources</b>	Bonds are priced using the Index Intelligence multi-source pricing methodology. Consolidated prices are computed based on a combination of public data sources, including central banks, exchanges and quotes from market makers such as local banks. If less than two quotes are valid, prices are modelled based on yield curves.
<b>Calculation Frequency</b>	Daily after 4:00 pm EST/EDT with the end-of-day closing prices

## Inclusion Criteria

<b>Security Types</b>	<b>Eligible:</b> bullets or soft bullets (sinking funds with known sinking schedules, amortizing bonds)
	<b>Excluded:</b> Bonds with non-deterministic cash flows, STRIPs, Inflation-linked bonds, Retail bonds, perpetual bonds, covered bonds, collateralized or securitized bonds, T-Bills and other money market instruments
<b>Issuer type</b>	Sovereign debt issued by a central government or central bank or sovereign guaranteed debt
<b>Coupon types</b>	<b>Eligible:</b> Fixed coupon bonds, zero coupon bonds, variable coupon bonds with a predefined coupon schedule
	<b>Excluded:</b> Floating-rate or fixed-to-floating
<b>Time to Maturity</b>	At least 7 year. Securities with time to maturities above 10 year are not eligible.
<b>Amount Outstanding</b>	25000000 USD equivalent
<b>Country Eligibility</b>	Countries must rank among the most accessible countries for investors as of the latest annual African Country Selection.*

\* Please contact us to receive the latest African Country Evaluation Report and Country Selection Methodology.

## Country Breakdown



## Index Composition

Index Name	Nb. of Bonds	Avg. Yield	Year to Date Return	Weight (%)
XINT South Africa LC T-Bond 7-10 USD	2	9.70	-26.75	45.8
XINT Morocco LC T-Bond 7-10 USD	7	2.64	-1.91	16.4
XINT Egypt LC T-Bond 7-10 USD	9	13.64	6.75	13.3
XINT Nigeria LC T-Bond 7-10 USD	5	11.43	-10.87	11.0
XINT Kenya LC T-Bond 7-10 USD	12	12.04	-2.21	9.2
XINT Mauritius LC T-Bond 7-10 USD	14	3.51	-2.22	1.5
XINT Uganda LC T-Bond 7-10 USD	5	15.80	0.88	1.3
XINT Cote d'Ivoire LC T-Bond 7-10 USD	1	6.39	-0.97	0.5
XINT Botswana LC T-Bond 7-10 USD	1	4.96	-9.42	0.4
XINT Ghana LC T-Bond 7-10 USD	2	21.88	2.59	0.3
XINT Namibia LC T-Bond 7-10 USD	1	11.55	-29.41	0.3
XINT Zambia LC T-Bond 7-10 USD	1	38.00	-31.84	0.1

This information has been prepared by Index Intelligence GmbH ("IIG"). All information is provided "as is" and IIG makes no express or implied warranties, and expressly disclaims all warranties of merchantability or fitness for a particular purpose or use with respect to any data included herein. IIG makes no representations that the information contained herein is accurate, reliable, complete, or appropriate for use by all investors in all locations. Because of the possibility of human and mechanical errors as well as other factors, IIG is not responsible for any errors or omissions in the information contained herein. IIG is not utilizing this document to provide investment advice to you or any other party. The information referenced herein is intended for informational purposes only and should not be regarded as an offer to sell or a solicitation of an offer to buy any products or securities. No representation is made that any returns will be achieved through the use of this information. Any data on past performance, modelling or back-testing contained herein is not necessarily indicative of future results. All levels, prices and spreads are historical and do not represent current market levels, prices or spreads, some or all of which may have changed. IIG does not guarantee the accuracy or completeness of information which is stated to have been obtained from, or is based upon, trade and statistical services or other third party sources. You should consult with your own accounting, legal or other advisors as to the adequacy of this information for your purposes. No part of this information may be reproduced, stored in a retrieval system or transmitted in any form or by any means, electronic, mechanical, photocopying, recording or otherwise, without prior written permission of IIG. Distribution of IIG data and the use of IIG Indices to create financial products requires a licence with IIG and/or its licensors. © Copyright IIG (2018). All rights reserved. No part of this information may be reproduced in any manner without the prior written permission of IIG. Index Intelligence GmbH registered offices are Großer Hirschgraben 15, 60311 Frankfurt, Germany. Additional information will be furnished upon request.