

Created on the 31st of March 2021

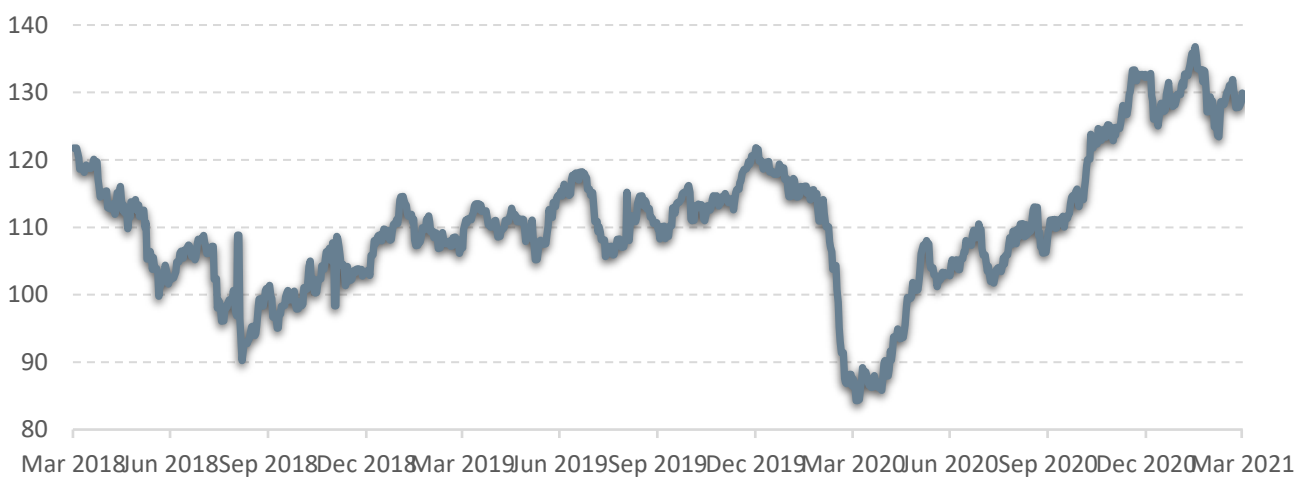
## XINT Namibia LC T-Bond 1+ USD Index

USD

The XINT Namibia LC T-Bond 1+ USD Index is part of the XINT African Fixed Income Index Family. The index tracks the performance of local currency sovereign bonds from Namibia and is expressed in USD. Index constituents are market cap. weighted. Various maturity sub-indices are available. The total return index is calculated on a daily basis.

### Index Performance - Total Net Returns

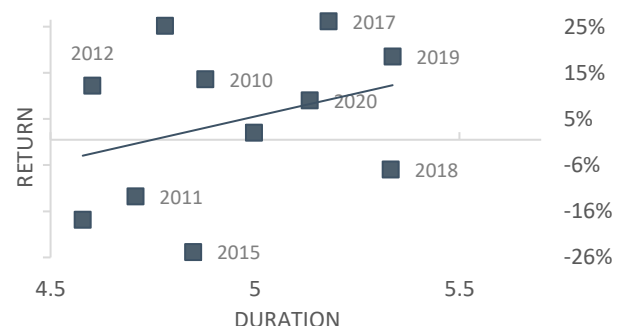
USD



### Index Fundamentals

Numer of Constituents	13
Avg. Modified Duration	4.85
Avg. Redemption Yield (%)	9.44
Avg. Time to-Maturity (years)	9.70
Avg. coupon (%)	9.08
Avg. Age (years)	7.89
Nominal Amount (USD)	2,325,029,653

### Return/Duration



### Index Risk and Return Characteristics

	Net Returns		Risk			Maximum Drawdown (%)
	(%)	ann. (%)	STD DEV(%)	ann. STD DEV (%)		
3M	-1.759	-6.85	0.911	14.462	Since Inception	-45.396
6M	18.706	40.91	0.862	13.684		
12M	48.327	48.327	0.953	15.128		
YTD	-1.759	-6.94	0.911	14.462		

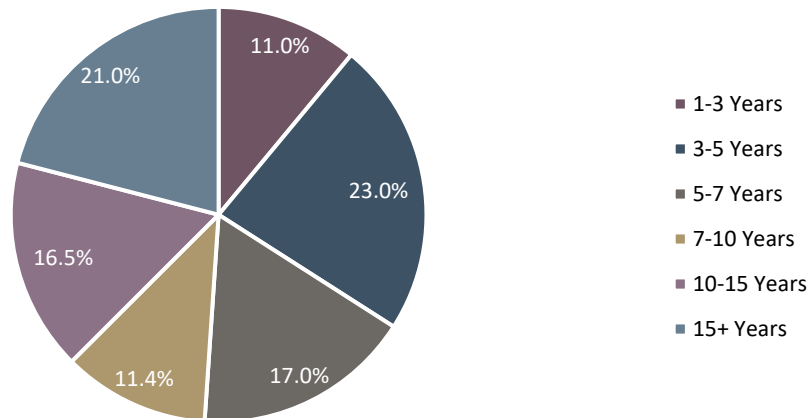
## Index Details

<b>Base date</b>	31st of December 2009 with an Index Level of 100
<b>Currency</b>	United States Dollar (USD)
<b>Index Type</b>	Total return index
<b>Weighting</b>	Index constituents are market cap. weighted.
<b>Rebalancing</b>	At the close of business on the last day of every calendar month
<b>Pricing Sources</b>	Bonds are priced using the Index Intelligence multi-source pricing methodology. Consolidated prices are computed based on a combination of public data sources, including central banks, exchanges and quotes from market makers such as local banks. If less than two quotes are valid, prices are modelled based on yield curves.
<b>Calculation Frequency</b>	Daily after 4:00 pm EST/EDT with the end-of-day closing prices

## Inclusion Criteria

<b>Security Types</b>	<p><b>Eligible:</b> bullets or soft bullets (sinking funds with known sinking schedules, amortizing bonds)</p> <p><b>Excluded:</b> Bonds with non-deterministic cash flows, STRIPs, Inflation-linked bonds, Retail bonds, perpetual bonds, covered bonds, collateralized or securitized bonds, T-Bills and other money market instruments</p>
<b>Issuer type</b>	Sovereign debt issued by a central government or central bank or sovereign guaranteed debt
<b>Coupon types</b>	<p><b>Eligible:</b> Fixed coupon bonds, zero coupon bonds, variable coupon bonds with a predefined coupon schedule</p> <p><b>Excluded:</b> Floating-rate or fixed-to-floating</p>
<b>Time to Maturity</b>	At least 1 year
<b>Amount Outstanding</b>	25000000 USD equivalent
<b>Country Eligibility</b>	Namibia

## Maturity Breakdown



## Top 10 Index Constituents

Bond name	Coupon (%)	Maturity	Amount Outstanding (local)	Weight (%)
Namibia GC24 Government Bond	10.5	15/10/2024	3,853,360,000	12.90
Namibia GC30 Government Bond	8	15/01/2030	4,357,253,804	11.40
Namibia GC23 Government Bond	8.85	15/10/2023	3,491,418,680	11.00
Namibia GC27 Government Bond	8	15/01/2027	3,706,381,102	10.80
Namibia GC25 Government Bond	8.5	15/04/2025	3,273,747,819	10.20
Namibia GC32 Government Bond	9	15/04/2032	3,261,835,207	8.90
Namibia GC35 Government Bond	9.5	15/07/2035	3,081,772,985	7.60
Namibia GC26 Government Bond	8.5	15/04/2026	2,259,753,518	6.20
Namibia GC45 Government Bond	9.85	15/07/2045	2,541,587,273	5.50
Namibia GC40 Government Bond	9.8	15/10/2040	2,316,670,132	5.10

This information has been prepared by Index Intelligence GmbH ("IIG"). All information is provided "as is" and IIG makes no express or implied warranties, and expressly disclaims all warranties of merchantability or fitness for a particular purpose or use with respect to any data included herein. IIG makes no representations that the information contained herein is accurate, reliable, complete, or appropriate for use by all investors in all locations. Because of the possibility of human and mechanical errors as well as other factors, IIG is not responsible for any errors or omissions in the information contained herein. IIG is not utilizing this document to provide investment advice to you or any other party. The information referenced herein is intended for informational purposes only and should not be regarded as an offer to sell or a solicitation of an offer to buy any products or securities. No representation is made that any returns will be achieved through the use of this information. Any data on past performance, modelling or back-testing contained herein is not necessarily indicative of future results. All levels, prices and spreads are historical and do not represent current market levels, prices or spreads, some or all of which may have changed. IIG does not guarantee the accuracy or completeness of information which is stated to have been obtained from, or is based upon, trade and statistical services or other third party sources. You should consult with your own accounting, legal or other advisors as to the adequacy of this information for your purposes. No part of this information may be reproduced, stored in a retrieval system or transmitted in any form or by any means, electronic, mechanical, photocopying, recording or otherwise, without prior written permission of IIG. Distribution of IIG data and the use of IIG indices to create financial products requires a licence with IIG and/or its licensors. © Copyright IIG (2018). All rights reserved. No part of this information may be reproduced in any manner without the prior written permission of IIG. Index Intelligence GmbH registered offices are Großer Hirschgraben 15, 60311 Frankfurt, Germany. Additional information will be furnished upon request.