

As of August 31, 2021

XINT TVG ESG PLATINUM Europe P EUR Index

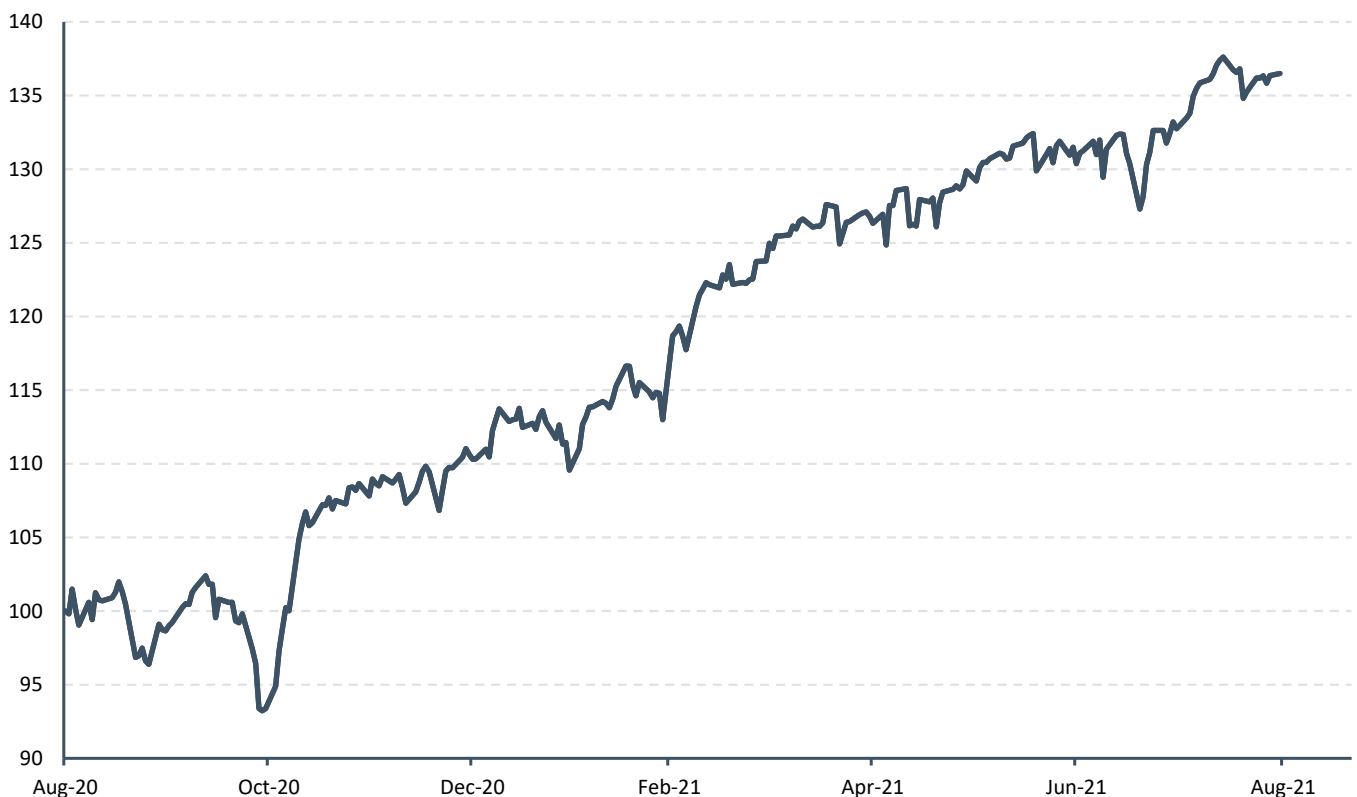
DE000A3CQQ01

EUR

The XINT TVG ESG PLATINUM Europe P EUR Index is based on the XINT M DM HL Europe Index and covers the highly liquid and liquid segment of the European Developed Markets. The index membership comprises the 244 largest companies by freefloat adjusted market value. The index is screened according to the Austrian Ecolabel and excludes companies that are related to exploitative child labour, corruption, hazardous activities, unethical business conduct, alcohol, nuclear energy, financial statement manipulation, biocides, controversial weapons, military equipment, gambling, GMO's, coal, controversial fossil fuels, pornography, tobacco, animal testing and embryonic stem cell research. For further information, please visit:

<https://www.index-int.com/wp-content/uploads/2021/02/Whitepaper-ESG-Index-Intelligence-2020-DE.pdf>

INDEX PERFORMANCE - PRICE RETURN

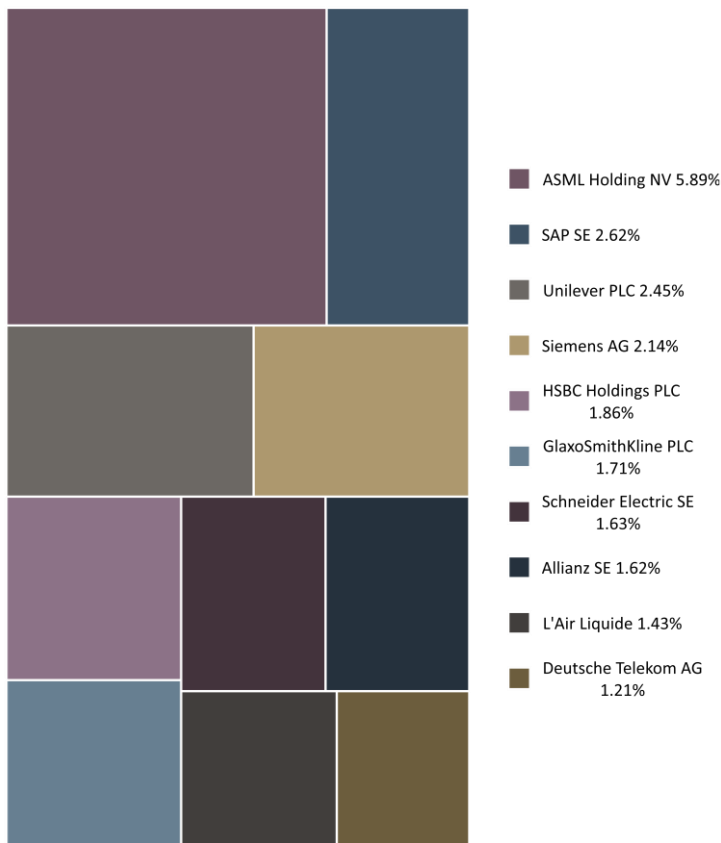


Returns		Standard Deviation (p.a)		Maximum Drawdown	
3M	5.65%	3M	11.60%	From	12.10.2020
6M	15.00%	6M	13.66%	To	29.10.2020
				Return	-8.95%

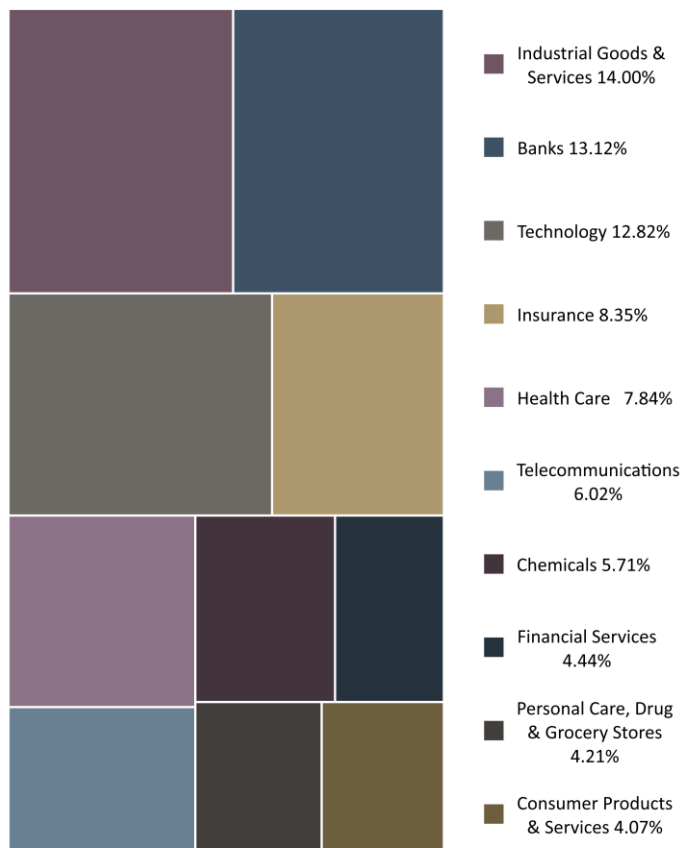
Top 10 Constituents

	FFMV (EURm)	Weight %	Industry Sector
ASML Holding NV	297,675	5.89	Technology
SAP SE	132,533	2.62	Technology
Unilever PLC	123,970	2.45	Personal Care, Drug & Grocery Stores
Siemens AG	108,186	2.14	Industrial Goods & Services
HSBC Holdings PLC	93,772	1.86	Banks
GlaxoSmithKline PLC	86,536	1.71	Health Care
Schneider Electric SE	82,283	1.63	Industrial Goods & Services
Allianz SE	81,766	1.62	Insurance
L'Air Liquide	72,066	1.43	Chemicals
Deutsche Telekom AG	61,341	1.21	Telecommunications
Total	1,140,130	22.57	

Top Constituents by FFMV



Sector Allocation



This information has been prepared by Index Intelligence GmbH ("IIG"). All information is provided "as is" and IIG makes no express or implied warranties, and expressly disclaims all warranties of merchantability or fitness for a particular purpose or use with respect to any data included herein. IIG makes no representations that the information contained herein is accurate, reliable, complete, or appropriate for use by all investors in all locations. Because of the possibility of human and mechanical errors as well as other factors, IIG is not responsible for any errors or omissions in the information contained herein. IIG is not utilizing this document to provide investment advice to you or any other party. The information referenced herein is intended for informational purposes only and should not be regarded as an offer to sell or a solicitation of an offer to buy any products or securities. No representation is made that any returns will be achieved through the use of this information. Any data on past performance, modelling or back-testing contained herein is not necessarily indicative of future results. All levels, prices and spreads are historical and do not represent current market levels, prices or spreads, some or all of which may have changed. IIG does not guarantee the accuracy or completeness of information which is stated to have been obtained from, or is based upon, trade and statistical services or other third party sources. You should consult with your own accounting, legal or other advisors as to the adequacy of this information for your purposes. No part of this information may be reproduced, stored in a retrieval system or transmitted in any form or by any means, electronic, mechanical, photocopying, recording or otherwise, without prior written permission of IIG. Distribution of IIG data and the use of IIG Indices to create financial products requires a licence with IIG and/or its licensors. © Copyright IIG (2018). All rights reserved. No part of this information may be reproduced in any manner without the prior written permission of IIG. Index Intelligence GmbH registered offices are Großer Hirschgraben 15, 60311 Frankfurt, Germany. Additional information will be furnished upon request.