

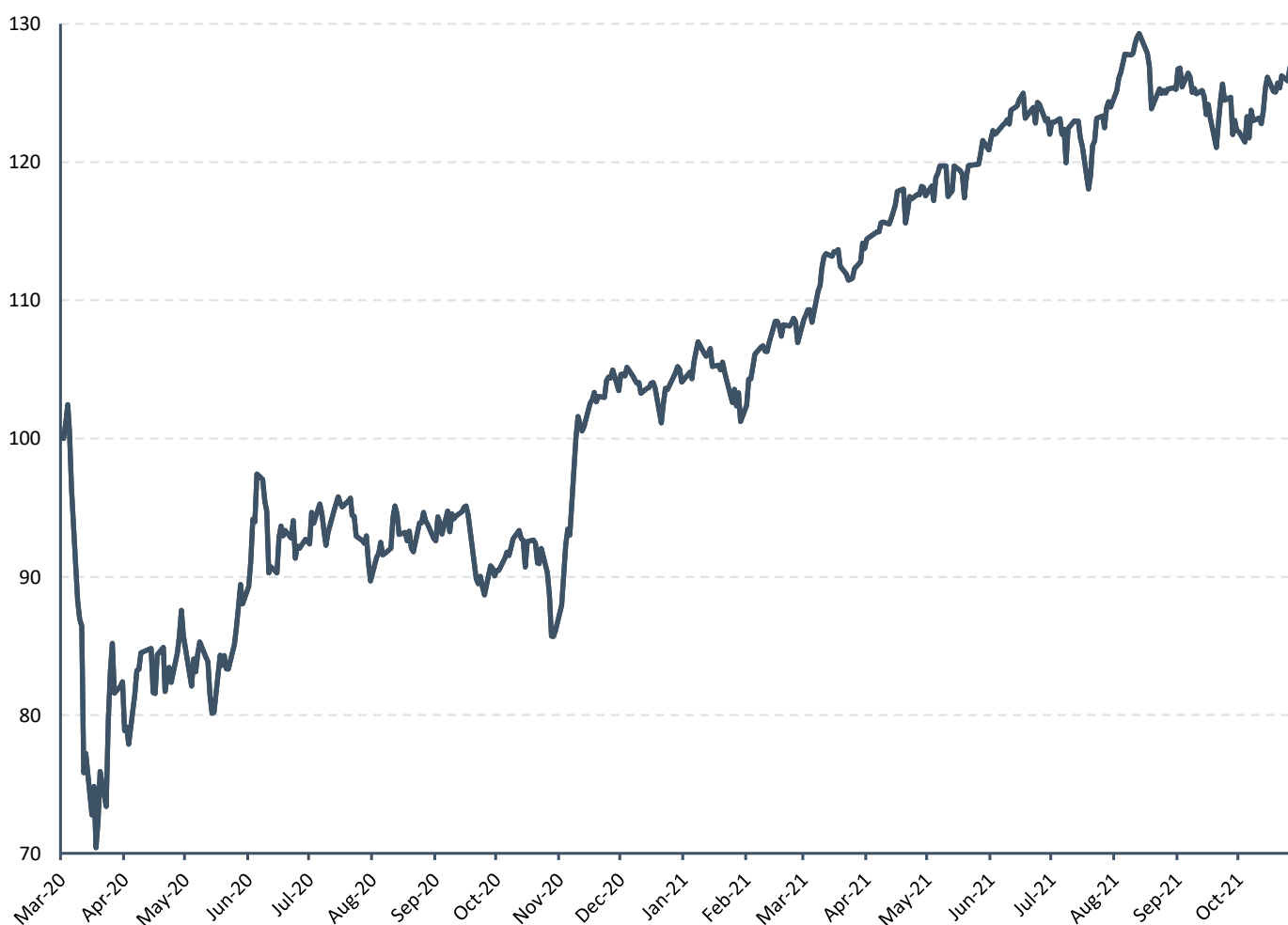
As of October 31, 2021

XINT EN France 40 P EUR Index

EUR

The XINT EN France 40 P EUR Index is a free-float capitalization-weighted benchmark index of the stock market in France. The index is made up of the 40 largest French public companies in terms of their market capitalization.

INDEX PERFORMANCE - PRICE RETURN

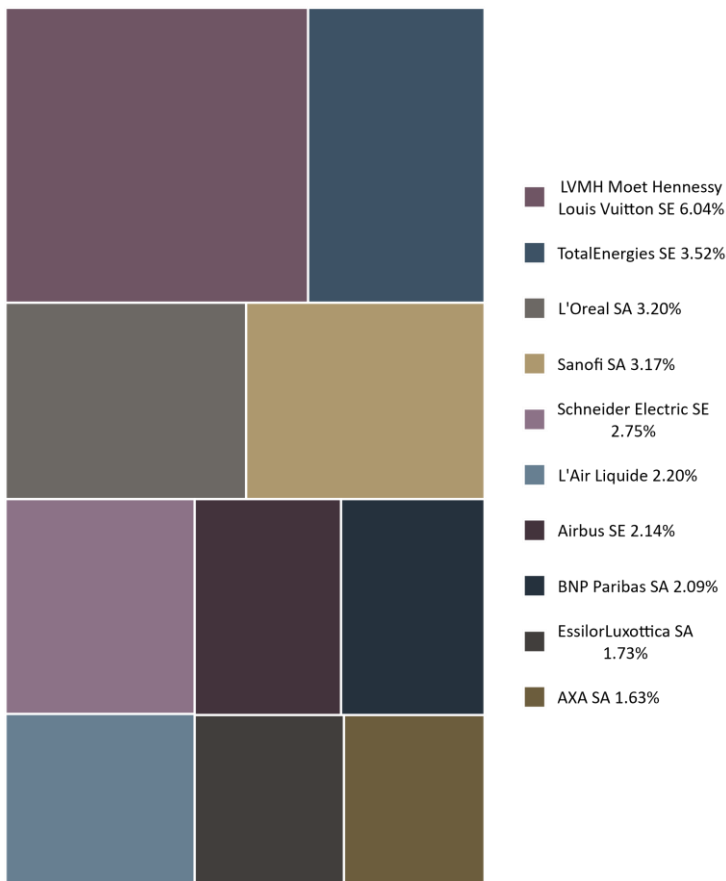


>Returns		Standard Deviation (p.a)		Maximum Drawdown	
3M	2.95%	3M	13.29%	From	04.03.2020
6M	7.89%	6M	13.52%	To	18.03.2020
1Y	48.85%	1Y	15.78%	Return	-31.29%

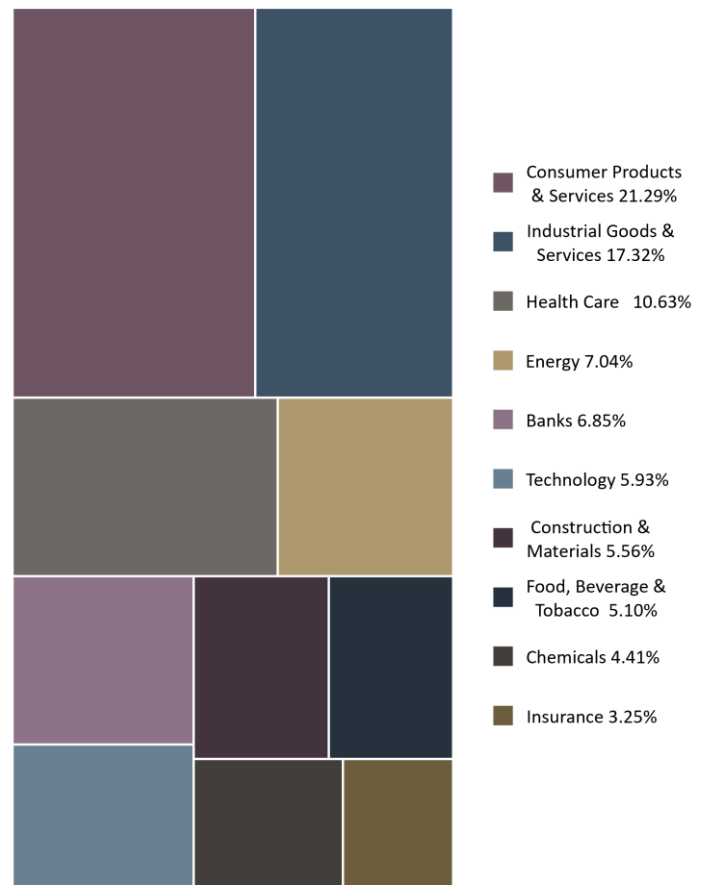
Top 10 Constituents

	FFMV (EURm)	Weight %	Industry Sector
LVMH Moet Hennessy Louis Vuitton SE	186,475	6.04	Consumer Products & Services
TotalEnergies SE	108,602	3.52	Energy
L'Oreal SA	98,737	3.20	Consumer Products & Services
Sanofi SA	97,781	3.17	Health Care
Schneider Electric SE	84,729	2.75	Industrial Goods & Services
L'Air Liquide	67,996	2.20	Chemicals
Airbus SE	66,026	2.14	Industrial Goods & Services
BNP Paribas SA	64,632	2.09	Banks
EssilorLuxottica SA	53,456	1.73	Health Care
AXA SA	50,210	1.63	Insurance
Total	878,642	28.48	

Top Constituents by FFMV



Sector Allocation



This information has been prepared by Index Intelligence GmbH ("IIG"). All information is provided "as is" and IIG makes no express or implied warranties, and expressly disclaims all warranties of merchantability or fitness for a particular purpose or use with respect to any data included herein. IIG makes no representations that the information contained herein is accurate, reliable, complete, or appropriate for use by all investors in all locations. Because of the possibility of human and mechanical errors as well as other factors, IIG is not responsible for any errors or omissions in the information contained herein. IIG is not utilizing this document to provide investment advice to you or any other party. The information referenced herein is intended for informational purposes only and should not be regarded as an offer to sell or a solicitation of an offer to buy any products or securities. No representation is made that any returns will be achieved through the use of this information. Any data on past performance, modelling or back-testing contained herein is not necessarily indicative of future results. All levels, prices and spreads are historical and do not represent current market levels, prices or spreads, some or all of which may have changed. IIG does not guarantee the accuracy or completeness of information which is stated to have been obtained from, or is based upon, trade and statistical services or other third party sources. You should consult with your own accounting, legal or other advisors as to the adequacy of this information for your purposes. No part of this information may be reproduced, stored in a retrieval system or transmitted in any form or by any means, electronic, mechanical, photocopying, recording or otherwise, without prior written permission of IIG. Distribution of IIG data and the use of IIG Indices to create financial products requires a licence with IIG and/or its licensors. © Copyright IIG (2018). All rights reserved. No part of this information may be reproduced in any manner without the prior written permission of IIG. Index Intelligence GmbH registered offices are Großer Hirschgraben 15, 60311 Frankfurt, Germany. Additional information will be furnished upon request.