

Created on the 31st of October 2021

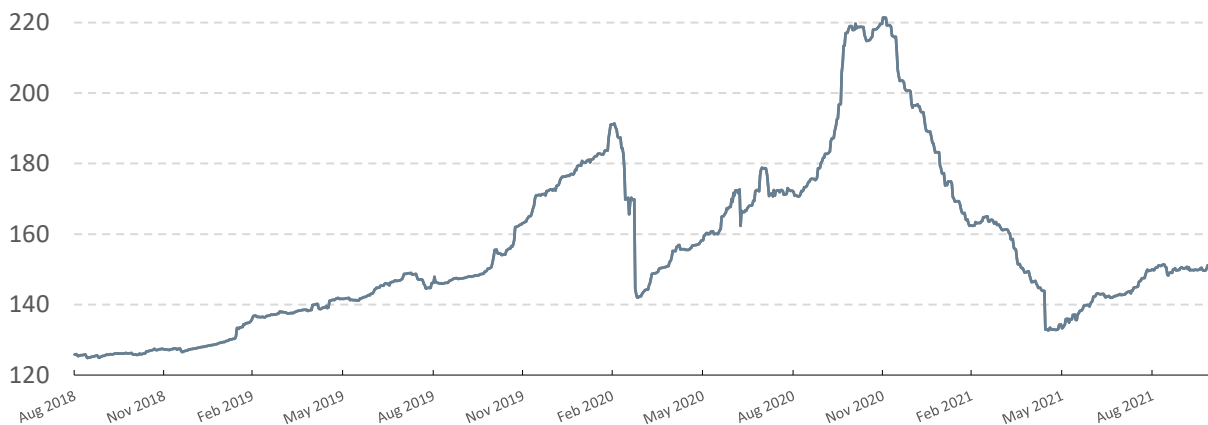
XINT Nigeria LC T-Bond 1+ USD Index (GTR)

USD

The XINT Nigeria LC T-Bond 1+ USD Index is part of the XINT African Fixed Income Index Family. The index tracks the performance of local currency sovereign bonds from Nigeria and is expressed in USD. Index constituents are market cap. weighted. Various maturity sub-indices are available. The total return index is calculated on a daily basis.

Index Performance - GTR

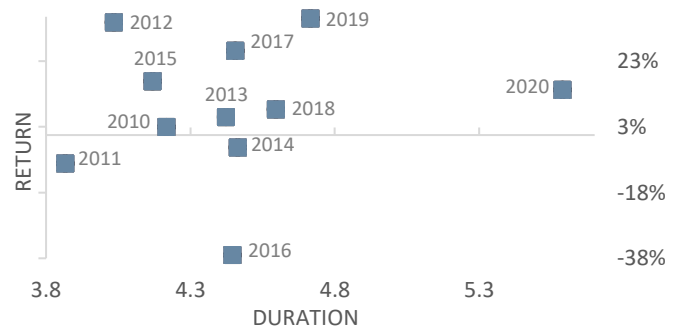
USD



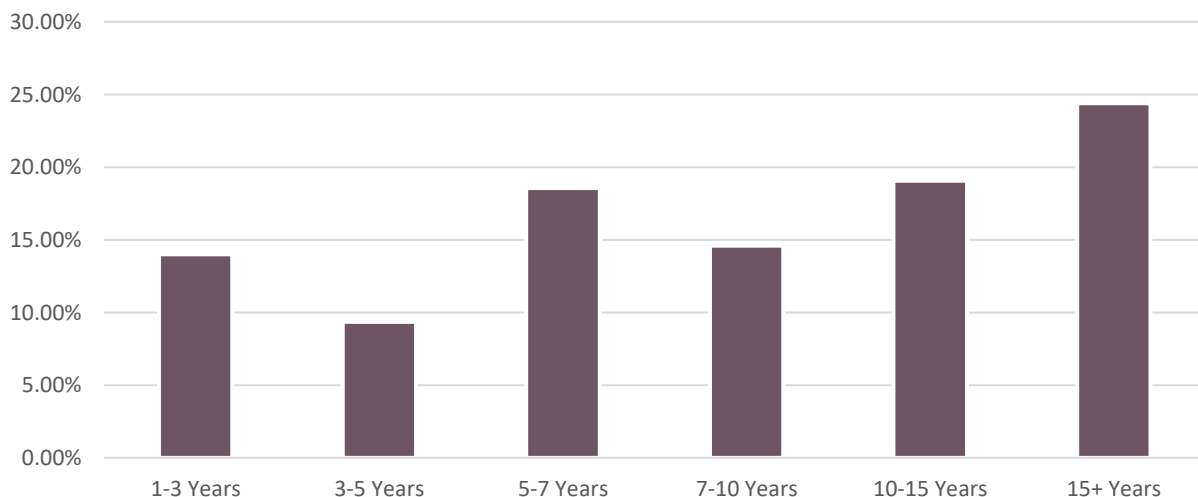
Index Fundamentals

Number of Constituents	18
Avg. Modified Duration	4.72
Avg. Redemption Yield (%)	11.72
Avg. Time to-Maturity (years)	11.62
Avg. Coupon (%)	13.47
Avg. Age (years)	4.54
Nominal Amount (USD)	26,649,062,713

Return/Duration



Maturity Breakdown



Index Risk and Return Characteristics

	Net Returns		Risk		
	(%)	ann. (%)	STD DEV(%)	ann. STD DEV (%)	Maximum Drawdown (%)
3M	6.246	27.42	0.293	4.651	Since Inception
6M	3.639	7.41	0.657	10.43	
12M	-30.406	-30.406	0.606	9.62	
YTD	-22.787	-26.69	0.612	9.715	

Top 10 Index Constituents

Bond name	Coupon (%)	Maturity	Amount Outstanding (local)	Weight (%)
Nigeria 30Y Government Bond	14.8	26/04/2049	990,310,000,000	10.00
Nigeria 10Y Government Bond	16.2884	17/03/2027	927,340,000,000	9.50
Nigeria 10Y Government Bond	13.98	23/02/2028	955,870,000,000	9.10
Nigeria 15Y Government Bond	12.5	27/03/2035	946,530,000,000	8.00
Nigeria 20Y Government Bond	12.4	18/03/2036	924,090,000,000	7.70
Nigeria 10Y Government Bond	14.2	14/03/2024	744,301,000,000	7.10
Nigeria 30Y Government Bond	12.98	27/03/2050	929,480,000,000	7.00
Nigeria 5Y Government Bond	12.75	27/04/2023	725,460,000,000	6.90
Nigeria 10Y Government Bond	12.5	22/01/2026	782,448,000,000	6.80
Nigeria 10Y Government Bond	14.55	26/04/2029	667,300,000,000	6.70

Index Details

Base date	31st of December 2009 with an Index Level of 100
Rebalancing	At the close of business on the last day of every calendar month
Pricing Sources	Bonds are priced using the Index Intelligence multi-source pricing methodology. Consolidated prices are computed based on a combination of public data sources, including central banks, exchanges and quotes from market makers such as local banks. If less than two quotes are valid, prices are modelled based on yield curves.
Calculation Frequency	Daily after 4:00 pm EST/EDT with the end-of-day closing prices

Inclusion Criteria

Security Types	Eligible: bullets or soft bullets (sinking funds with known sinking schedules, amortizing bonds) Excluded: Bonds with non-deterministic cash flows, STRIPs, Inflation-linked bonds, Retail bonds, perpetual bonds, covered bonds, collateralized or securitized bonds, T-Bills and other money market instruments
Issuer type	Sovereign debt issued by a central government or central bank or sovereign guaranteed debt
Coupon types	Eligible: Fixed coupon bonds, zero coupon bonds, variable coupon bonds with a predefined coupon schedule Excluded: Floating-rate or fixed-to-floating
Time to Maturity	At least 1 year
Amount Outstanding	25000000 USD equivalent
Country Eligibility	Nigeria

This information has been prepared by Index Intelligence GmbH ("IIG"). All information is provided "as is" and IIG makes no express or implied warranties, and expressly disclaims all warranties of merchantability or fitness for a particular purpose or use with respect to any data included herein. IIG makes no representations that the information contained herein is accurate, reliable, complete, or appropriate for use by all investors in all locations. Because of the possibility of human and mechanical errors as well as other factors, IIG is not responsible for any errors or omissions in the information contained herein. IIG is not utilizing this document to provide investment advice to you or any other party. The information referenced herein is intended for informational purposes only and should not be regarded as an offer to sell or a solicitation of an offer to buy any products or securities. No representation is made that any returns will be achieved through the use of this information. Any data on past performance, modelling or back-testing contained herein is not necessarily indicative of future results. All levels, prices and spreads are historical and do not represent current market levels, prices or spreads, some or all of which may have changed. IIG does not guarantee the accuracy or completeness of information which is stated to have been obtained from, or is based upon, trade and statistical services or other third party sources. You should consult with your own accounting, legal or other advisors as to the adequacy of this information for your purposes. No part of this information may be reproduced, stored in a retrieval system or transmitted in any form or by any means, electronic, mechanical, photocopying, recording or otherwise, without prior written permission of IIG. Distribution of IIG data and the use of IIG Indices to create financial products requires a licence with IIG and/or its licensors. © Copyright IIG (2018). All rights reserved. No part of this information may be reproduced in any manner without the prior written permission of IIG. Index Intelligence GmbH registered offices are Großer Hirschgraben 15, 60311 Frankfurt, Germany. Additional information will be furnished upon request.