

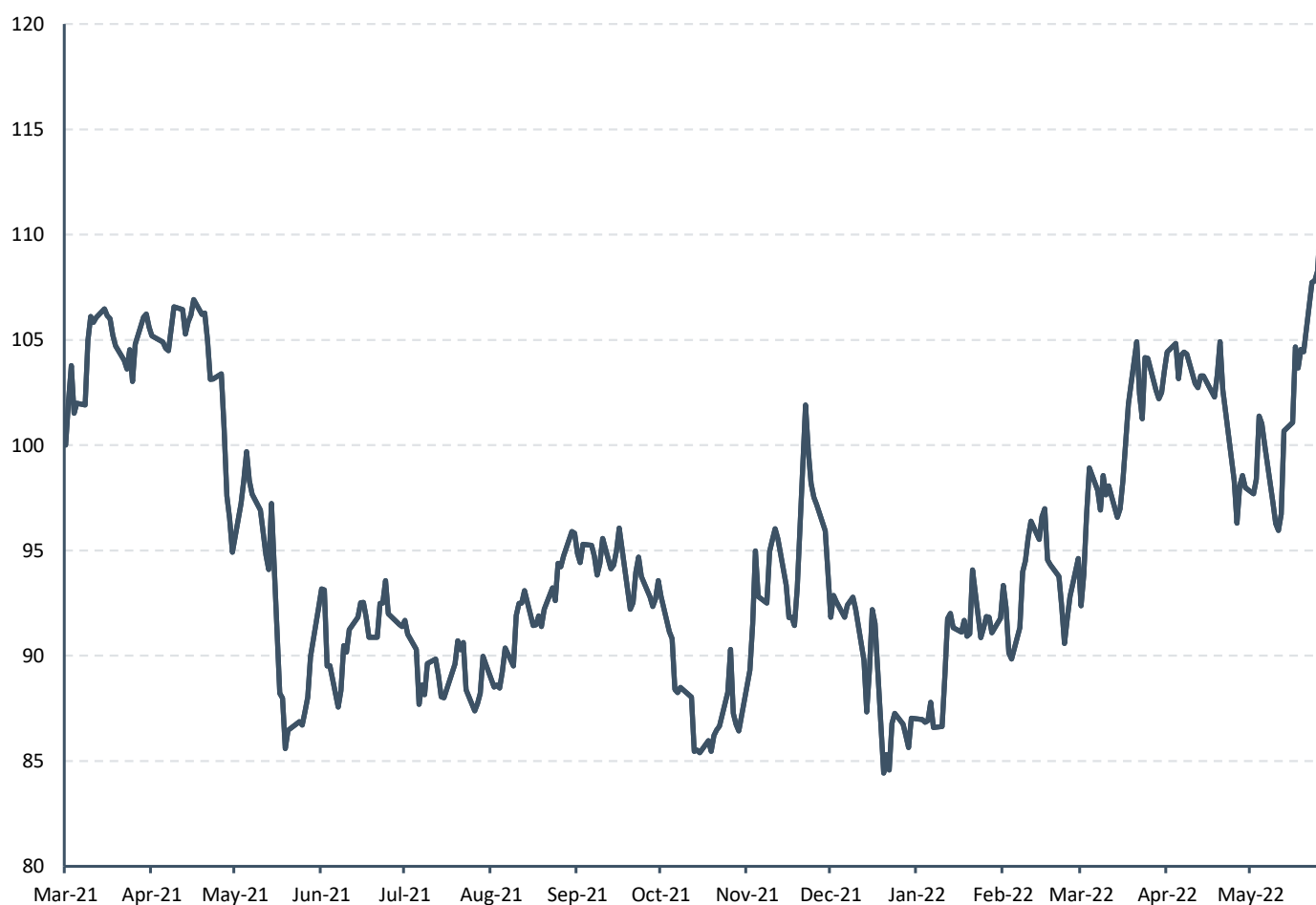
As of May 31, 2022

## XINT M EM HL Chile P CLP Index

CLP

The XINT M EM HL Chile P CLP Index covers the highly liquid and liquid segment of the Chilean equity market. The index membership comprises the 11 largest companies by freefloat adjusted market value and represents approximately 85% of the Chilean market.

### INDEX PERFORMANCE - PRICE RETURN

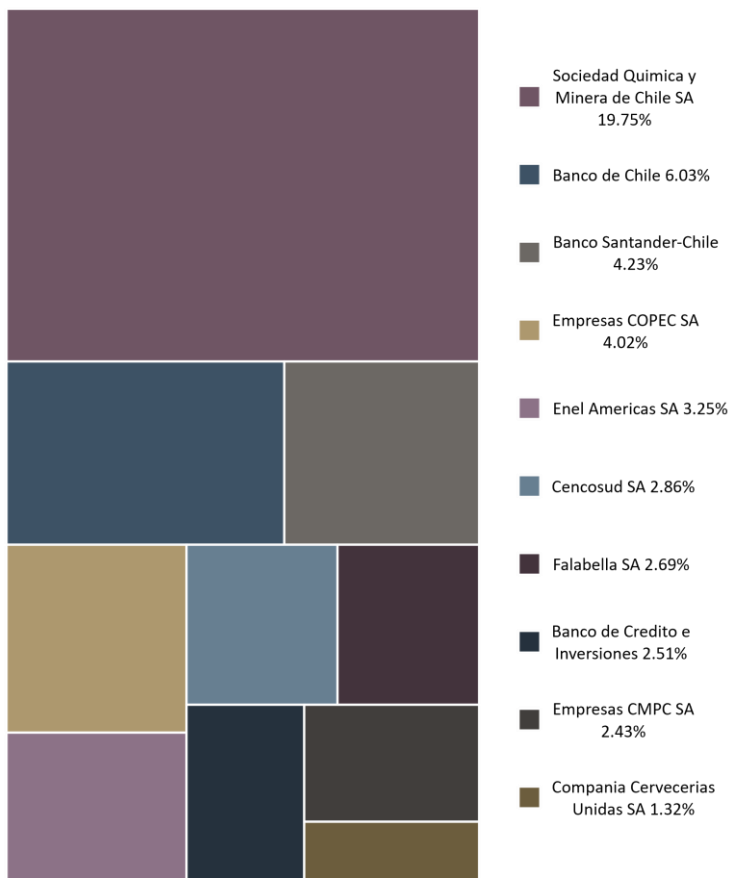


Returns		Standard Deviation (p.a)		Maximum Drawdown	
3M	20.23%	3M	26.39%	From	16.04.2021
6M	18.59%	6M	27.69%	To	20.12.2021
1Y	29.22%	1Y	26.71%	Return	-21.03%

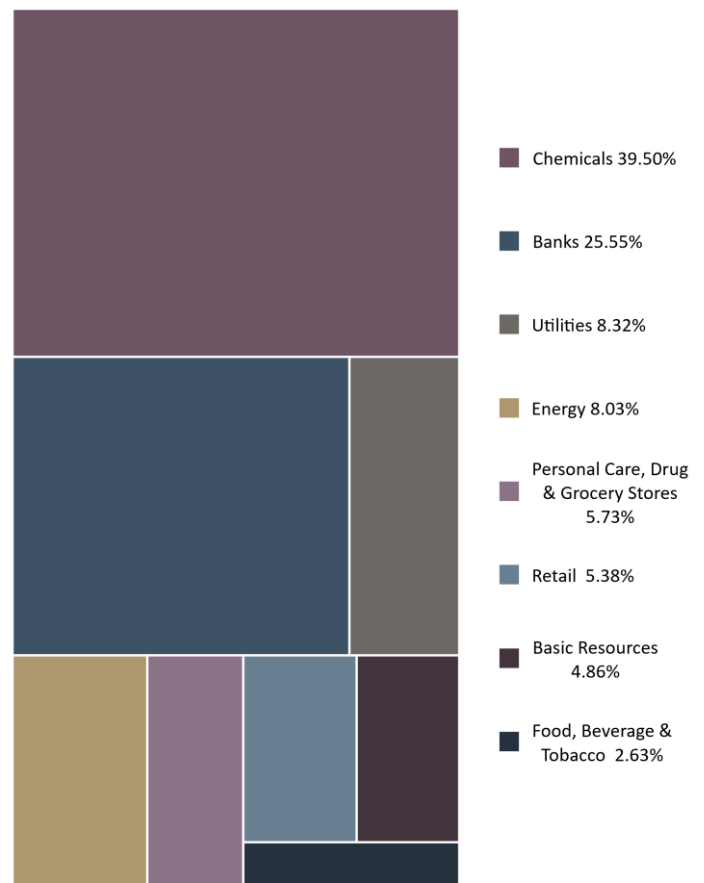
## Top 10 Constituents

	FFMV (CLPm)	Weight %	Industry Sector
Sociedad Quimica y Minera de Chile SA	12 651 970	19.75	Chemicals
Banco de Chile	3 863 449	6.03	Banks
Banco Santander-Chile	2 710 798	4.23	Banks
Empresas COPEC SA	2 573 711	4.02	Energy
Enel Americas SA	2 084 269	3.25	Utilities
Cencosud SA	1 835 440	2.86	Personal Care, Drug & Grocery Stores
Falabella SA	1 722 601	2.69	Retail
Banco de Credito e Inversiones	1 609 474	2.51	Banks
Empresas CMPC SA	1 557 000	2.43	Basic Resources
Compania Cervecerias Unidas SA	842 467	1.32	Food, Beverage & Tobacco
<b>Total</b>	<b>31 451 177</b>	<b>49.09</b>	

Top Constituents by FFMV



Sector Allocation



This information has been prepared by Index Intelligence GmbH ("IIG"). All information is provided "as is" and IIG makes no express or implied warranties, and expressly disclaims all warranties of merchantability or fitness for a particular purpose or use with respect to any data included herein. IIG makes no representations that the information contained herein is accurate, reliable, complete, or appropriate for use by all investors in all locations. Because of the possibility of human and mechanical errors as well as other factors, IIG is not responsible for any errors or omissions in the information contained herein. IIG is not utilizing this document to provide investment advice to you or any other party. The information referenced herein is intended for informational purposes only and should not be regarded as an offer to sell or a solicitation of an offer to buy any products or securities. No representation is made that any returns will be achieved through the use of this information. Any data on past performance, modelling or back-testing contained herein is not necessarily indicative of future results. All levels, prices and spreads are historical and do not represent current market levels, prices or spreads, some or all of which may have changed. IIG does not guarantee the accuracy or completeness of information which is stated to have been obtained from, or is based upon, trade and statistical services or other third party sources. You should consult with your own accounting, legal or other advisors as to the adequacy of this information for your purposes. No part of this information may be reproduced, stored in a retrieval system or transmitted in any form or by any means, electronic, mechanical, photocopying, recording or otherwise, without prior written permission of IIG. Distribution of IIG data and the use of IIG Indices to create financial products requires a licence with IIG and/or its licensors. © Copyright IIG (2018). All rights reserved. No part of this information may be reproduced in any manner without the prior written permission of IIG. Index Intelligence GmbH registered offices are Großer Hirschgraben 15, 60311 Frankfurt, Germany. Additional information will be furnished upon request.